

ALESSA

H A N D & N A I L M A G A Z I N E

BEST OF
ALESSANDRO

AUTUMN/WINTER
COLOUR COLLECTION

ICE AGE

CARE FOR THE
COLD SEASON

BEAUTY
SECRETS

REX-KARA & GL-LASHES

FX-ONE
LOVERS
TAKE NOTE

NEWS: ALL ABOUT
THE BESTSELLING GELS

S

Dear business partners, dear alessandro fans & friends,

Sometimes it's got to be a little more. More innovation, more passion and a feeling for the extraordinary. That's why we have rolled up our sleeves for you again and ignited a dazzling marketing firework to bring the year to a close. Because as we all know, no season is more important and significant than the last three months of the year. To make sure our autumn and winter looks are at their very best, the new Alessa has 32 of them. And don't miss out on our hand and nail care news or our Christmas decoration sets - perfect for your salon and to make your customers smile. In addition to updating you with news from the world of alessandro, let me also take this opportunity to introduce myself. For 30 years I have been a massive beautyholic and have felt at home in the industry in Germany and abroad. As CEO and managing director of alessandro I will continue to push ahead with our mission, "beautiful nails for all". Our aim is to double the number of salons in the next two years and make them genuinely attractive to all age groups. I come from a large family, you see. This gives you excellent insights into what beauty products the ladies from the different generations want and what they expect from a brand. Not just in terms of quality, but also service. alessandro's success has shown that our nail salons and beauty institutes offer the perfect all-round package. This means the best products as well as maximum motivation and commitment for the benefit of the customers. And top manicure and pedicure results on top of that. That's why training is something that's particularly close to my heart. With our alessandro academies, Champion workshops, tutorials and videos we give nail artists the right tool to get our brand off to a flying start. I look forward to sharing my passion for beauty with you next year. That's a promise. A successful autumn, a merry Christmas and a great start into the year 2018, from the entire alessandro team.

Best wishes, Udo Springer



UDO SPRINGER CEO alessandro International GmbH

ALESSA

P. 04-07 Best of alessandro
Autumn-winter colour collection

P. 08-09 Nail art
Dress up your nails

P. 10-11 Baby boomers
The natural trend
step-by-step

P. 12-15 Ice Age
Discover the nurturing
winter & the offers of the
season

**P. 16-17 News from
thenail salon**
Frank's tips & tricks

P. 18-19 ManiQURE
Care & choice
natural products

P. 20 Hand spa
Beauty day ritual

P. 21 Love is in the air
Aroma air humidifier for
a feel-good atmosphere

P. 22 FX-One Non-Sticky
Colourama for your nails

P. 23 Stunning gift sets
Gelactic, nail polish & peel-off polish

P. 24-25 peel-off polish specials
Well prepared for the winter

P. 26 Dream Cream
Snuggly care
for the queen

P. 27 It's dazzling!
News from
FX-One Ultimate Shine

P. 28-29 Get the Glow!
Radiance & anti-aging
for the impatient

P. 30-31 GL-Mascara
A true feast for the eyes

P. 32 alessandro umbrella





BEST OF ALESSANDRO

AUTUMN/WINTER COLOUR COLLECTION

All leading fashion designers in the world agree on one thing when it comes to their new **autumn/winter collections** – the designer pieces are for the self-confident woman who wants to create her own personal style through her clothes. That's why the designer collections are more diverse than ever before – **everything is allowed**. From punk rock and romantic to baroque and gloss leather, each designer interprets the modern woman in their own way.

A GLANCE AT THE FASHIONABLE COLOURS

RED PARADISE

Nail polish 5 ml

Only available
in the display, p.7

Striplac

5 ml ref. no.: 58-904

8 ml ref. no.: 78-904

Lac Sensation 10 ml

ref. no.: 02-755

Colour Gel 5 g

ref. no.: 23-904

GREY HARMONY

Nail polish 5 ml

Only available
in the display, p.7

Lac Sensation 10 ml

ref. no.: 02-751

Colour Gel 5 g

ref. no.: 23-711

PEARLY MAUVE

Nail polish 5 ml

Only available
in the display, p.7

Striplac 5 ml

ref. no.: 78-614

Lac Sensation 10 ml

ref. no.: 02-754

Colour Gel 5 g

ref. no.: 23-714

MAJESTIC BLUE

Nail polish 5 ml

Only available
in the display, p.7

Striplac 5 ml

ref. no.: 78-612

Lac Sensation 10 ml

ref. no.: 02-752

Colour Gel 5 g

ref. no.: 23-712

MONARCHY GREEN

Nail polish 5 ml

Only available
in the display, p.7

Striplac 5 ml

ref. no.: 78-613

Lac Sensation 10 ml

ref. no.: 02-753

Colour Gel 5 g

ref. no.: 23-713



ALESSA

GET THE LOOK

MAJESTIC

me



GREY HARMONY

Natural elegance and fashion statement




RED PARADISE

A passionate homage to the colour RED




MONARCHY GREEN

Majestic green brings out the queen in every woman



MAJESTIC BLUE

Breathtaking dark blue that shimmers like the starry sky



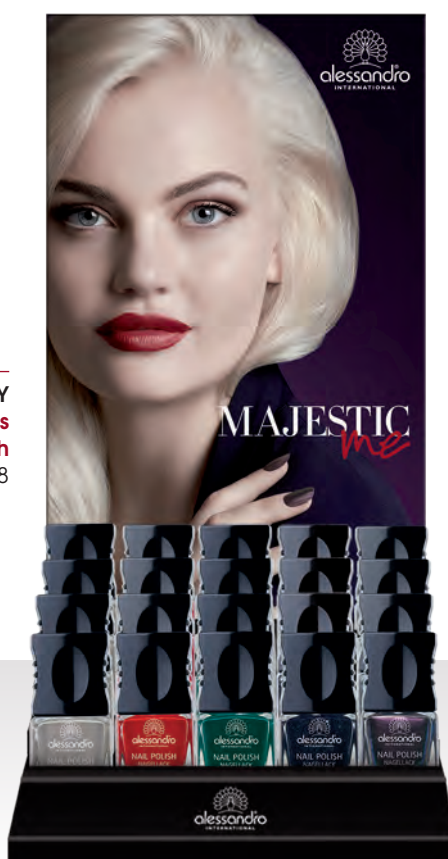
PEARLY MAUVE

Mysterious shimmer in the colours of the rainbow

The new look by alessandro is a homage to the modern, self-confident woman. She loves elegance and glamour, she knows what she wants and she expresses it through her appearance.

That's why the Majestic colour collection has the right shade for every occasion. From the simple modern grey to a sparkling shiny blue.

NAIL POLISH DISPLAY
5 x 5 ml nail polishes
containing 4 units each
ref. no.: 50-638



PEEL-OFF POLISH DISPLAY
4 x 5 ML PEEL-OFF POLISHES
CONTAINING 4 UNITS EACH
ref. no.: 50-634



ONLY AVAILABLE IN THE DISPLAY!

DRESS UP YOUR N



Look glitter metallics

For international designers the new autumn/winter collection is all about **ostentatious lace**, **glamorous brocade** and **glittering sequins**.

Fashion designers like **Gucci, Yves Saint Laurent, Michael Kors** and **Mugler** wrap ladies in **breathtaking sparkling garments** or gently **envelop** their silhouette

with **sexy lace**. Frank Schäberle found inspiration in **haute couture** and designed matching nail creations that are easy to emulate.



THIS IS HOW IT'S DONE:

Polish the nails alternately with FX-One Non Sticky Colour & Gloss Black Cow (ref. no.: 02-941) and Pure White (ref. no.: 02-940) – harden

Draw the eye-catching brocade pattern and the WOW lettering using a nail art brush (ref. no.: 06-665) and the glitter gel Golden Girls (ref. no.: 23-814) and FX-One Non Sticky Colour & Gloss Black Cow – harden

Seal the surface with FX-One Ultimate Shine Non Sticky Clear (ref. no.: 02-481) – harden. **That's it!**

	UV	LED	Pro Pearl
Bonding agent	90 sec.	60 sec.	30 sec.
Colour /Glitter/French gel	120 sec.	60 sec.	30 sec.
Sculpting gel	120 sec.	90 sec.	90 sec.
Gloss gel	120 sec.	60 sec.	60 sec.

More nail art examples



PLEASE NOTE:
BECAUSE OF THE THICKNESS OF THE GLITTER GELS, THIS NAIL ART MUST BE APPLIED UNDERNEATH THE BUILDER GEL

01 Chrystal Chic

Prepare your nails in the usual way (cuticle, file into shape, remove dust)

After the adhesive gel, apply a thin layer of FX-One hard gel Camouflage onto the entire nail – harden

Apply a layer of Frozen glitter gel onto the entire nail – do not harden

Create a delicate marbling using the glitter gel Heavenly Night and Arielle – harden

Coat the nail with the builder gel FX-One hard gel Clear Rose – harden – file

Seal the nail with FX-One Ultimate Shine Non Sticky Clear



02 Batik

Apply the colour gel Warm Grey onto the nail – do not harden

Draw wide lines across the nail with the Look colour gels Monarchy Green, Pearly Mauve and Majestic Blue

Mottle the lines together to create a soft batik look – harden

Seal the nail with FX-One Ultimate Shine Non Sticky Clear



03 Universe

Thinly coat the nail with the colour gel Rich&Royal – harden

Apply a very thin layer of glitter gel Rosy Rust onto the entire nail – harden

Apply a thin layer of glitter gel Harmony starting from the cuticle to the tip of the nail – allow it to gently fade out towards the tip of the nail – repeat this step with glitter gel Golden Girls and Studio 54 – allow the individual glitter gels to harden in between

Seal the nail with FX-One Ultimate Shine Non Sticky clear

Nails

GENUINE PASSION IS WHAT COUNTS

Look Bohème Flowers

This year, designers like Kenzo, Versace, Dries van Noten, Cavalli and Alexander Wang have been inspired by **eastern decorations and blossoms** – a homage to nature and craftsmanship. The fabrics are embroidered by hand and decorated with flamboyant floral vines. Frank Schäberle has also found inspiration in the catwalk collections and shows you some nail creations that are easy and quick to recreate.



THIS IS HOW IT'S DONE:

| Polish the nails with FX-One Non Sticky Colour & Gloss Black Cow (ref. no.: 02-941) – harden

| Slightly buff the surface – use white acrylic (ref. no.: 06-700) to draw the lettering LOYALTY – leave to dry

| Prime the areas for the flowers using white colour gel (ref. no.: 23-101) to allow the colours on the black background to stand out more – harden

| Design the floral elements with the colour gel Papa Papaya (ref. no.: 23-925) and Deep Ocean Blue (ref. no.: 23-193) - harden

| Seal the nail art with FX-One Ultimate Shine Non Sticky Clear (ref. no.: 02-481) – harden. **That's it!**



04 Garden of Roses

| Apply black colour gel Midnight Black – do not harden
| Using the colour gel Ruby Red, you draw soft rose patterns onto the surface – harden

| Draw thin lines between the roses using the colour gel Mr Bamboo – harden

| Seal the nail with FX-One Ultimate Shine Non Sticky Clear



05 Gipsy Flower

| Apply colour gel Midnight Black onto the entire nail – harden

| Use the French gel Champions Choice ultra white ultra thin and a nail art brush to draw fine floral designs onto the nail – harden

| Seal the nail with FX-One Ultimate Shine Non Sticky Clear



06 Mystique Mesh

| Apply colour gel Fire&Flame onto the entire nail – harden

| Remove the inhibition layer and slightly buff the surface

| Draw the fine lace pattern with black acrylic colour and a nail art brush – leave to dry

| Seal the nail with FX-One Ultimate Shine Non Sticky Clear – harden



1 babyboom

FOR FESTIVE HOURS



STEP 1

STEP 2

STEP 3

STEP 4

STEP 5

STEP 6

THAT'S IT

THIS IS HOW IT'S DONE:

Step 1: Prepare the nail as usual. Buff the nail plate using a 180-grit buffer and thoroughly remove the filing dust. **Step 2:** Degrease the nail with Prep&Prime. **Step 3:** Apply a thin layer of FX-One Ultimate Bond+ onto the nail. Harden the bonding agent under a light lamp (UV: 90 sec. / LED: 30 sec.). **Step 4:** If necessary, extend the nail using a template as usual. Apply FX-One Babyboomer White Glam onto the tip of the nail – make sure you cover the natural smile line of the natural nail – do NOT yet harden the French gel! **Step 5:** Using cat tongue gel brush no. 4, you gently and without pressure blend the French edge towards the nail bed. Make sure that the colour gradient is gentle. Streakiness or patches means that too much pressure was applied when using the brush. Then you harden the gel under the light lamp (UV: 120 sec. / LED: 60 sec.) **Step 6:** Sculpt the entire nail with FX-One hard gel Babyboomer Rose Glam. Harden the builder gel (UV: 120 sec. / LED: 90 sec.) Remove the gel's inhibition layer and file the nail surface into shape. Buff the surface with a 180-grit buffer and thoroughly remove the filing dust. **Step 7:** Seal the nail surface with FX-One Ultimate Shine Non Sticky Clear and harden the gloss gel (UV: 120 sec. / LED: 60 sec.). **Step 8:** Leave the gloss gel to cool for about 10 sec. and finally apply your final care product. **That's it!**

BABYBOOMER SET GLAM EDITION

ref. no.: 21-341

CONTENT:

FX-One Hard Gel 15 g
FX-One French Gel 5 g
FX-One Non Sticky Clear 15ml
Brush size 4



Many women love the **natural look** on their nails, which comes into its own with the baby boomer technique. **Sophisticated, elegant, subtle and natural**, the baby boomer technique brings out the nails like nothing else. For the Christmas season, alessandro has developed a limited Glam edition with a sculpting and French gel that is ideal for creating the baby boomer style's consistency and colour. The set also includes a fine-haired, slim brush (size 4) to blend the natural baby boomer nail tip and the topping gel FX-One Ultimate Shine Non Sticky Clear for the ultimate high-gloss finish.

Winter Glam balayage

FROM THE CATWALK

TO THE NAILS In the autumn/winter season, the fashion shows of the most trendy designers show a new balayage hair trend. A smooth graduated look is achieved using soft shades of colour. Frank Schäberle has transmitted this catwalk look onto nails – you simply have to introduce it to your customers.

AND THIS IS HOW IT WORKS:

1. Apply a thin layer of the Look colour gel Grey Harmony (ref. no.: 23-711) – harden
2. Then apply a thin layer of the Look colour gel Pearly Mauve (ref. no.: 23-714) starting from the cuticle to the middle of the nail – allow it to gently fade out towards the tip of the nail – harden – repeat the same step with the Look colour gel Majestic Blue (ref. no.: 23-712)



ICE



AGE



The polar bear stands for power and strength and represents the coldest season. That's why alessandro dedicates its new Christmas edition to the polar bears.

Because just like the polar bear, our skin – and especially our hands – need to be well protected against the cold in the winter.

alessandro has managed to create a unique creamy texture that melts when it comes into contact with the skin and forms a fine protective film.

ICE BEAR is not an ordinary hand cream, it provides very special care during the cold season.

The cream has a delicate orange scent and is enriched with precious coconut oil and shea butter. It cares for dry and chapped skin and makes it soft and supple.



ICE BEAR HAND CREAM 50 ML

ref. no.: 07-329

TESTER ref. no.: 07-330

ICE BEAR HAND CREAM 15 ML

ref. no.: 07-327

TESTER ref. no.: 07-328

GIFT IDEAS FOR

Christmas



ICE BEAR HAND CREAM DISPLAY 15 ML

ref. no.: 50-779

CONTENT 12 x 15 ml + tester



ICE BEAR DISPLAY CARE & GLOSS

ref. no.: 50-781

CONTENT 12 x 2.8 ml + tester

ICE BEAR CARE & GLOSS 2.8 ML

ref. no.: 21-340

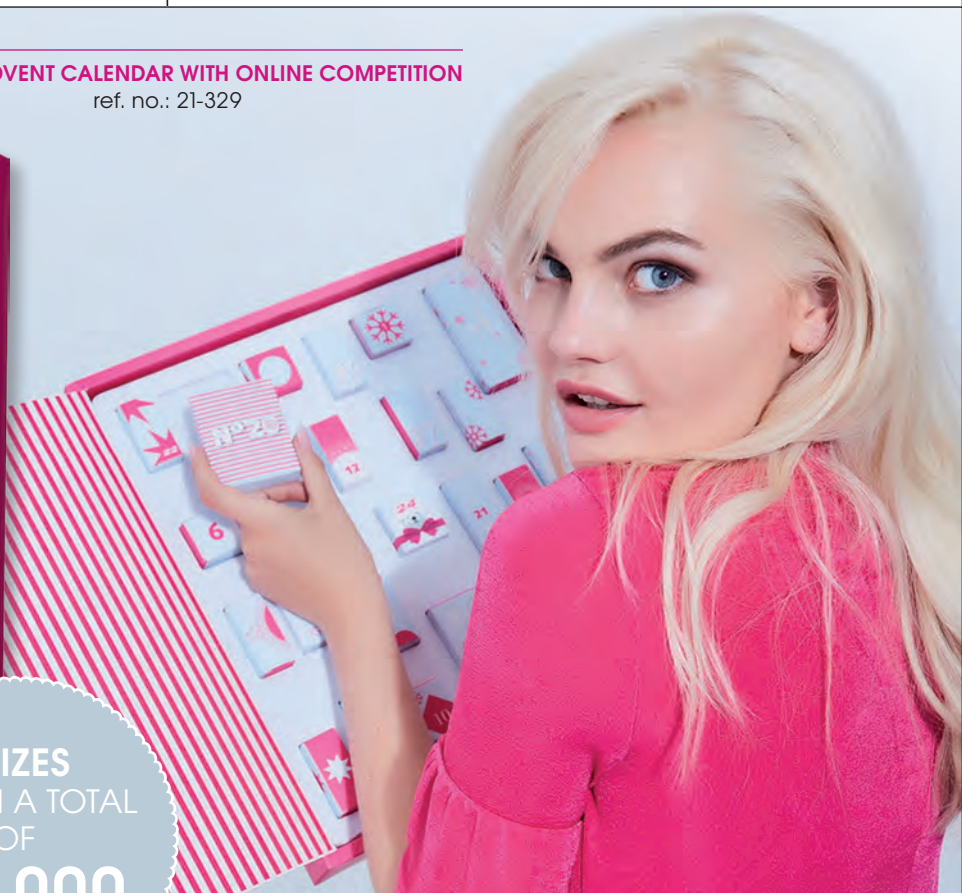
TESTER ref. no.: 78-428

ICE BEAR ADVENT CALENDAR WITH ONLINE COMPETITION

ref. no.: 21-329



PRIZES
WORTH A TOTAL
OF
€10,000





**ICE BEAR FILE
IN A SLIP CASE**
ref. no.: 12-381
GRIT NUMBER: 150/180



WHITE CHIFFON BAGS
(with pendant)
ref. no.: 12-376
(approx. W 9 cm x D 9 cm x H 20 cm)
1 sales unit = 10 items



ICE BEAR HAND CREAM 10 ML
ref. no.: 07-334



CHRISTMAS CARD DIN A6
(postcard with envelope)
ref. no.: 12-374
1 sales unit = 10 items



ICE BEAR CARDBOARD STAND-UP DISPLAY
ref. no.: 12-372
approx. W 100 cm x H 100 cm



GIFT VOUCHERS ROUND
(with envelope)
ref. no.: 12-375
1 sales unit = 10 items



ICE BEAR SCENTED CANDLE
with orange scent
(burning time up to 30 hours)
ref. no.: 12-373



ICE BEAR DECORATION SET (3 PARTS)
ref. no.: 21-328

consisting of:

SNOWFLAKES 2 sizes, 2 per size | approx. Ø 30 cm & 20 cm
ARTIFICIAL SNOW 1 bag containing 100 g each
SHOP WINDOW STICKER Ø 40 cm

NEW

FROM THE NAIL SALON

ON THIS PAGE, FRANK SCHÄBERLE GIVES YOU INTERESTING TIPS FOR YOUR SALON ROUTINE AND SHOWS YOU SOME SIMPLE TRICKS ON HOW TO USE PRODUCTS.

1

BLACK WORK GLOVES

The real pros use black work gloves for filing. Why?

TRICK: The black gloves form a strong contrast to the nails and thus make it easier to evenly file the sculpted nail into shape.

4



2

GETTING THE LAST BIT OF GEL OUT OF THE BOTTLES

It is often difficult to get all of the bonding agent and top coat out of the bottle.

TRICK: Place the almost empty bottle in a shot glass upside down – the gel will run down into the bottle neck and you can take it out easily.



3

AIR BUBBLES IN THE GEL

When removed incorrectly with the brush, honey-like sculpting gels form annoying air bubbles.

TRICK: Place the gel pot with lid onto a warm radiator for 24 hours. The gel becomes liquid and the bubbles escape. Once it has cooled down, the gel will return to its normal consistency.

5



NON-SLIP SURFACE

We've all experienced it: The gel pots keep slipping and sliding when you open the drawers.

TIP: Cut the new silicone work surfaces to fit the drawer and you have the perfect anti-slip lining for your gel pots. It's also very easy to clean.

GUMMED UP GEL POTS

Bye bye...gummed up gel pots!

TRICK: When you open a new gel pot, do not remove the aluminium seal. Cut a hole in the middle instead to remove the gel. This trick not only prevents the gel from leaking out and gumming up at the edges, it also protects the light-hardened plastic from harmful light.

FROM NATURE.

Exquisite

For beautiful hands and nails

If you appreciate exclusivity and want to offer unique products in your institute that are only available in specialist shops (and not from warehouses, perfumeries or online), then alessandro has just the right products for you.

MANIQUIRE – a compact care series for hands and nails with many high-quality ingredients and stunning textures that flatter the skin. **MANIQUIRE** products are **EXCLUSIVELY** available from specialist institutes and are easy to sell, because both quality and price are right.

SALON *exclusive*



OUR TIP FOR THE INSTITUTE

1. After the nail treatment, wrap the hands in warm compresses for 5 minutes
2. Generously apply MANIQUIRE hand and nail care cream to the palms of the hands (including the nails)
3. Short hand massage that includes the fingertips
4. Remove any cream residue using a paper towel

NAIL HARDENER 10 ML SALON SIZE ref. no.: 12-711 | 10 ML ref. no.: 12-511

HAND & NAIL OIL 30 ML SALON SIZE ref. no.: 12-709 | 15 ML ref. no.: 12-509

HAND & NAIL MOUSSE 300 ML SALON SIZE ref. no.: 12-707 | 50 ML ref. no.: 12-507

HAND & NAIL CREAM 300 ML SALON SIZE ref. no.: 12-705 | 50 ML ref. no.: 12-505

HAND & NAIL SCRUB 180 ML SALON SIZE ref. no.: 12-702 | 50 ML ref. no.: 12-502

HAND & NAIL BATH 300 ML SALON SIZE ref. no.: 12-701 • CUTICLE REMOVER 30 ML SALON SIZE ref. no.: 12-708

Advent, Advent

Surprise your customers with this special eye-catcher. We offer a **limited edition MANIQUIRE hand and nail care cream as a Santa Clause edition** only in the run-up to Christmas. A great gift for a small price – get one while stocks last!



Only available in the display!

DISPLAY HAND AND NAIL CREAM 50 ML
9 x 50ml (without tester) + 6 refill
ref. no.: 50-778



Buy a display
and get 10 x
ManiQUIRE hand
and nail oil 3ml
test sample
FOR FREE!

HAND AND NAIL OIL 3 ML
1 SALES UNIT = 6 Items
ref. no.: 12-830



B

eauty day

IN THE WINTER

Hands need a lot of care and attention, especially in the cold time of the year. Treat your customers to a very effective care ritual from the HAND!SPA care series.

AND THIS IS HOW IT WORKS:

1. Start the treatment with a warm hand bath and a few drops of high quality coconut oil (available from health food shops).

2. Massage **Magic Manicure Complete** into the still moist skin. This scrub, enriched with salt, removes dry dead skin and opens up the pores for your care treatment. Rinse hands thoroughly and dry.

3. Apply a few drops of Vital serum onto the palms of the hands and moisturise with a generous amount of **Creme Royal**. Wrap hands in cling film and leave to act. Remove cling film after 10 minutes and massage in. Remove the remaining cream with a paper towel.

4. Finally, apply a few drops of **Silky Gloves** onto the back of the hand. Customers can of course do this intensive spa treatment at home. Just explain to them the products they need, including the care tips.

TIP:

- Create a comfortable atmosphere with our new room scents
- Candle light is particularly calming and goes with the dark and cold season



GRAPE SEED & APRICOT OIL
SEA SALT
ESSENTIAL OILS



ROYAL JELLY
VITAMIN A,E,C



ROYAL JELLY
SHEA AND
MANGO BUTTER



SILK & MYRRH EXTRACT
SUNFLOWER OIL

MAGIC MANICURE COMPLETE

100 ml

ref. no.: 04-001

450 ml

ref. no.: 04-201

VITAL SERUM

30 ml

ref. no.: 04-012

100 ml

ref. no.: 04-212

CREAM ROYAL

50 ml

ref. no.: 04-011

300 ml

ref. no.: 04-211

SILKY GLOVES

30 ml

ref. no.: 04-005

Love is in the AIR

Give your customers even more feel-good atmosphere with the new aroma humidifier by alessandro.

This new diffuser equipped with ultrasonic humidifying technology emits microfine water vapour and creates a source of wellbeing for body, mind and soul.

Tip: This binds the fine dust in the air and so gives the lung and bronchial tubes a break – farewell work-related illnesses.



OVERVIEW OF ADVANTAGES:

- ▶ Ultrasonic humidifying technology
- ▶ Humidifies rooms up to 30 sqm
- ▶ Very quiet to silent
- ▶ Easy to clean
- ▶ Large water tank holding 3.2 litres
- ▶ Switches off automatically
- ▶ Level of air humidity can be adjusted

LOVE-IS-IN-THE-AIR ROOM SCENTS

A set of two special scented oils is available for the aroma air humidifier (ref.no. 21-334):

- ▶ Rain kiss: a fresh green scent that is evocative of daisies, magnolia and fresh apples
- ▶ Flower garden: a flowery and fruity scent. With aromas of jasmine, passion fruit and mandarin

AROMA AIR HUMIDIFIER

1 x air humidifier
ref. no.: 21-333

SCENTED OIL SET

2 scented oils (1x rain kiss,
1x flower garden, 10 ml each)
ref. no.: 21-334

THIS IS HOW YOU REFFILL WATER AND OIL:



FULL OF

GLOSSY COLOUR

Discover the new colours from the FX-One Non Sticky Colour&Gloss collection.

This new professional texture will make your salon work so much easier.

If you don't know the FX-One Non Sticky Colour&Gloss yet, here is an overview of its advantages:


LONG-LASTING GLOSS

NO INHIBITION LAYER

EASY TO WORK WITH OUT OF THE BRUSH BOTTLE

COLOUR AND TOP GLOSS IN ONE

42 BRILLIANT COLOURS



**FX-ONE NON STICKY
ONE STEP COLOUR & GLOSS**
ref. no.: 02-901 - 02-942

WE CALL IT. magic

GELACTIC Gel Top Coat by alessandro with its innovative wear-boosting technology is the new favourite of nail professionals, because GELACTIC does everything a super top coat should do.

GELACTIC GEL TOP COAT
ref. no.: 76-211
Tester
ref. no.: 76-311



NOW NEW!
GELACTIC quick drying spray significantly reduces the time it takes for nail polish to dry, also available individually.

GELACTIC NAILPOLISH SPEED DRY
ref. no.: 76-212
Tester
ref. no.: 76-312



**TOP
OFFER:**
gift set with
a nail polish
in 10 ml
for free



3 TOP
SELLER
AT A
PRICE
OF 2

This autumn/winter season, alessandro puts 3 top selling peel-off polish and nail polish colours into one attractive set for an unbeatable price. Your customers will love it, because the colours go with any occasion, be it elegant, casual or business!



CASHMERE TOUCH



MEET ME IN PARIS



RED CARPET



BEST CHOICE NAILPOLISH SET
ref. no.: 20-769



BEST CHOICE STRIPLAC SET
ref. no.: 78-717

Newly discover

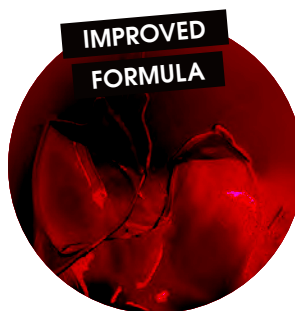
Striplac

The model wears colour N° 934 P.S. I Love You

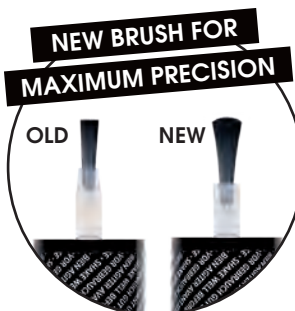
Alessandro is committed to continuously improving its products. We have managed to develop the consistency of the peel-off polish to make it much easier to use and perfectly combines all the **benefits** of a peel-off polish.

Alongside the launch of the improved formula we have also introduced a new **cat tongue brush** that is perfect for the new consistency and colour brilliance. It ensures even coverage, streak-free application and perfect hardening.

IMPROVED
FORMULA



NEW BRUSH FOR
MAXIMUM PRECISION



10 NEW COLOURS

N° 101
White
Honeymoon

N° 102
Moonlight
Kiss

N° 138
Happy Pink

N° 142
Neon Pink

N° 128
Red Carpet

N° 935
Sexy Jill

N° 934
P.S. I Love
You

N° 197
Velvet
Taupe

N° 150
Vibrant
Fuchsia

N° 936
Berry Wine



CHRISTMAS specials

WE HAVE **GREAT LIMITED EDITION GIFT IDEAS**
FOR CHRISTMAS FOR ALL PEEL-OFF POLISH
FANS – DON'T MISS OUT,
ONLY WHILE STOCKS LAST!



DELUXE STARTER KIT XMAS 2017

ref. no.: 78-704

Peel-off polish starter kit including at-
tractive beauty case with mirror and the
additional Cashmere Touch colour 5ml as
a **free gift**

STRIPLAC TRY ME KIT

ref. no.: 78-706

The perfect peel-off polish gift for all, as a travel kit or a repair kit for at home.

The set includes a small LED lamp, Twin Coat 5 ml, 2 x 5 ml peel-off polish colours
Hurly Burly N°133 + Berry Wine N°936 (**free**), Multi-file, hoof stick and cleaning pads



CRYSTALS SET

ref. no.: 21-366

Transform your nails into glamorous jewels!

The peel-off polish crystals are only available at Christmas:
The set includes the new mysterious shade of red „P.S. I LOVE
YOU“, and 50 sparkling Swarovski rhinestones.

Like „sparkling diamonds“ they are simply inserted into the still
moist peel-off polish colour and hardened alongside it, and
then sealed using the Twin Coat.



Similar to picture



CRYSTALS 3-CORNER STAND-UP DISPLAY 90 x 210 mm

ref. no.: 21-367

Present this glamorous look on a
handy 3-corner stand-up display

Similar
to picture



SNUGGLY CARE FOR THE queen

When it's cold outside, our skin needs special care – and especially our hands. The cold makes the skin less supple and the dry air from central heating causes it to lose moisture – both are important factors for an even complexion. Dream Cream is the perfect care product for maintaining an even complexion. Enriched with shea butter and precious care substances such as diamond powder and malachite – simply royal.

Tempt your customers with this precious hand cream, which has a wonderful smell of sweet almonds, patchouli and vanilla.



DREAM CREAM 30 ML
ref. no.: 08-572

DREAM CREAM 100 ML
ref. no.: 08-501

Magic pieces

Transform your customers' nails into fine, sparkling diamonds in seconds. The new FX-One toppings contain tiny little shimmering particles that sparkle in the light like the beautiful stars in the universe. FX-One Cyber toppings are available in the colours Cyber blue, Cyber gold and Cyber pink. Limited edition only! – get it while stocks last.

- SCRATCH-PROOF
- 3 COLOURS: CYBER BLUE/PINK/GOLD
- TINY GLITTER PARTICLES
- NO YELLOWING
- NO CHIPPING
- LIMITED EDITION ONLY



ref. no.: 02-473
15 g

ref. no.: 02-474
15 g

ref. no.: 02-475
15 g



FX-ONE ULTIMATE MATT

In response to many requests the popular FX-One topping gel is now also available in matt!

FX-ONE ULTIMATE MATT 15 G
ref. no.: 02-476

GET THE GLOW!

ANTI-AGING & CHARISMA
IN 8 MINUTES

Be honest, who doesn't dream of it?
**RADIANT AND GLOWING SKIN AND
FEWER WRINKLES IN JUST 8 MINUTES!**

The new 3in1 SPI technology by Rex-Kara makes this dream come true. The secret lies in a new technology that combines 3 techniques in one device and so achieves outstanding treatment results in no time at all.



Discover the
entire treatment
in our video now!



**STARTER SET
BUY AND GET A FREE
HYDRA ACTIVE 30 ML +
YOUTH SPECTACULAR
30 ML**



STARTER SET COUNTERCARD

DE/GB ref. no.: 21-361

NL/FR ref. no.: 21-360

REX-KARA STARTER SET

ref. no.: 21-359

CONTENT:

SPI device

30 ml Youth Spectacular Lifting Serum

30 ml Hydra Active Cleansing Gel



1.

ULTRASOUND TECHNOLOGY
(2 million oscillations per minute) opens pores

2.

GALVANIK TECHNOLOGY
allows active ingredients to penetrate deep into the skin

3.

LIGHT THERAPY
calms or simultaneously invigorates the skin

AND THAT'S HOW YOU DO IT:

Step 1 – DEEP CLEANSING

- » Make-up removal » Generously apply Hydra Activ Cleanser to the face
- » work it into the skin with programme 1 Hydra Activ Cleanser for 2 minutes using the device head » and cleanse the face with warm water

Step 2 – HYDRATING

- » Put Hyaluron Boost (contains bimolecular hyaluronic acid) onto device head
- » work into skin using programme 2 Hyaluron Boost for 3 minutes

Step 3 – LIFTING

- » Apply Youth Spectacular (contains Gatuline® Expression, collagen, vitamins A, E, B3 and Dormin) onto device head
- » work into skin using programme 2 Youth Spectacular for 3 minutes » massage any residue into the skin after the treatment.

THAT'S IT! The result is a visibly fresher and smoother complexion.



OUR TIP FOR PUFFY EYES:

Store the HYALURON BOOST serum in the fridge and apply the cold serum onto the skin with the device. The cooling effect reduces puffiness and your eyes will tighten and radiate freshness.

HYALURON BOOST SERUM
ref. no.: 33-020

NOW NEW:

REX-KARA DEKO-SET

ref. no.: 21-368

Content: Decoration cube,
hollow block poster,
test tubes,
folding boxes & posters



ALESSA

MUCH MORE THAN JUST A
MASCARA

Brilliant! Now GL Beauty offers a care and mascara product rolled into one. In addition to deep black mascara, the new GL Lash Max Mascara also contains valuable Hyaluron, which attaches to the eyelashes and protects them from drying out. Its special wax-based texture means that GL Lash Max Mascara is also suitable for very sensitive eyes, for people who suffer from allergies and to accompany eyelash extension treatment.

The mascara is water-soluble from 38 degrees. This means it's long-lasting and does not smudge even when it's hot or in high humidity.

Another special feature is the curved silicon brush, which adapts to your lash line, envelops each individual hair and ensures that the colour is applied evenly.

Curved side = volume

Straight side = length & separation

OVERVIEW OF ADVANTAGES:

- nourishing & moisturising
- Ingredients awarded skin compatibility level „outstanding“
- water-soluble from 38° degrees
- prevents hair breakage
- deep black gloss
- for very sensitive eyes, allergy sufferers and to accompany eyelash extension treatment



LASH MAX MASCARA
ref. no.: 54-410



GL Clean Lash Eyelash Cleaner

The ideal complement to the new star product by GL Lashes. This special product removes mascara simply and quickly without making your eyes burn or leaving any annoying residue.

CLEAN LASH EYELASH CLEANER
ref. no.: 54-500





New Monday
New week
New goals



✂ Cut out for your pinboard

ALESSANDRO UMBRELLA
ref. no.: 21-337

All offers are available as long as stock lasts! Double discount is excluded. All prices plus 19 % VAT. The printed colours may differ from the original product due to the printing process. Offers cannot be combined with other promotion offerings. This discount isn't applicable to items purchased or ordered outside the term of this promotion. Changes, misprints and errors are reserved. The following terms and conditions of Alessandro International apply here: https://www.alessandrointernational.com/b2b_de_en/agb/



Visit us on facebook **alessandro International**



Visit us on Instagram **@alessandrointernational**



Visit us on YouTube **alessandrointl**